



Item # _____

Job _____



SECURITY UNITS Features:

- **Safe Storage:** Protects valuable materials and sensitive items from loss or pilferage.
- **Microban® Antimicrobial Product Protection*:** Metroseal 3 models and MetroMax Q shelf mats feature Microban Antimicrobial Product Protection, designed to stay “cleaner between cleanings.”
- **Ready View of Contents:** Heavy-gauge open wire construction keeps the entire contents of the truck visible at all times, making it easy to check inventory.
- **Adjustable, Optional Intermediate Shelves:** Patented, easily adjustable shelf designs — Super Adjustable Super Erecta, MetroMax Q, and qwikSLOT — allow flexibility to meet changing needs. Can be positioned in 1" (25 mm) increments along the entire height of post.
- **Patented, Ergonomic, 1/4-Turn Door Handle:** Makes opening and closing the unit easier than conventional security unit designs.
- **Double Door:** Each door opens 270 degrees and can be secured along the sides of the unit.
- **Time Saving Assembly:** Metro security units assemble quickly — right out of the box.
- **Shipped Knocked-Down:** Saves on freight costs. Easily assembled.

Choose from Stationary or Mobile Standard and Heavy-Duty Configurations:

- **Safe Transportation:** Mobile, security trucks provide the advantage of quick, protective transportation.
- **Easy Cleaning of Storage Areas:** Mobile units move easily from walls to allow thorough cleaning of floors and walls.
- **Mobile Units:** Available in Standard and Heavy-Duty models. Heavy-Duty units offer increased rigidity and durability for applications such as crossing thresholds.
- **Stationary Units:** Posts have leveling feet to compensate for uneven surfaces.



Super Erecta Shelf (HD Mobile)
with optional Super Adjustable/
Super Erecta® Intermediate shelves



MetroMax Q (Stationary)
with optional Intermediate shelves



qwikSLOT (Mobile)
with optional Intermediate shelves



handle (open position)



handle (closed position)

*MICROBAN® and the MICROBAN® symbol are registered trademarks of the Microban Products Company, Huntersville, NC.



InterMetro Industries Corporation
North Washington Street
Wilkes-Barre, PA 18705
www.metro.com





Specifications

Super Erecta Shelf Stationary Security

Cat. No. Chrome	Cat. No. Metroseal 3	Cat. No. Stainless Steel	Width		Length		Height		Approx. Pkd. Wt.	
			(in.)	(mm)	(in.)	(mm)	(in.)	(mm)	(lbs.)	(kg)
SEC33C	SEC33K3	SEC33S	21 ¹ / ₂	546	38 ¹ / ₂	980	66 ¹³ / ₁₆	1695	138	63
SEC35C	SEC35K3	SEC35S	21 ¹ / ₂	546	50 ¹ / ₂	1295	66 ¹³ / ₁₆	1695	157	71
SEC53C	SEC53K3	SEC53S	27 ¹ / ₄	692	38 ¹ / ₂	980	66 ¹³ / ₁₆	1695	154	70
SEC55C	SEC55K3	SEC55S	27 ¹ / ₄	692	50 ¹ / ₂	1295	66 ¹³ / ₁₆	1695	174	79
SEC56C	SEC56K3	SEC56S	27 ¹ / ₄	692	62 ¹ / ₂	1587	66 ¹³ / ₁₆	1695	195	89
SEC63C		SEC63S	33 ¹ / ₂	851	38 ¹ / ₂	980	66 ¹³ / ₁₆	1695	167	76
SEC65C		SEC65S	33 ¹ / ₂	851	50 ¹ / ₂	1295	66 ¹³ / ₁₆	1695	193	88
SEC66C		SEC66S	33 ¹ / ₂	851	62 ¹ / ₂	1587	66 ¹³ / ₁₆	1695	215	98

Super Erecta Shelf Mobile Security

Standard-Duty Stem Caster Models: feature 5" (127mm) swivel casters. Please note model numbers for specific caster types.

Cat. No. Chrome	Cat. No. Metroseal 3	Caster Type	Width		Length		Height		Approx. Pkd. Wt.	
			(in.)	(mm)	(in.)	(mm)	(in.)	(mm)	(lbs.)	(kg)
SEC33EC	SEC33EK3	(2) 5MP/(2) 5MPB	21 ¹ / ₂	546	40 ³ / ₄	1035	68 ¹ / ₂	1740	146	66
SEC35EC	SEC35EK3	(2) 5MP/(2) 5MPB	21 ¹ / ₂	546	52 ³ / ₄	1340	68 ¹ / ₂	1740	165	75
SEC53DC	SEC53DK3	(4) 5MP	27 ¹ / ₄	692	40 ³ / ₄	1035	68 ¹ / ₂	1740	162	74
SEC55DC	SEC55DK3	(4) 5MP	27 ¹ / ₄	692	52 ³ / ₄	1340	68 ¹ / ₂	1740	182	83
SEC56DC	SEC56DK3	(4) 5MP	27 ¹ / ₄	692	65	1651	68 ¹ / ₂	1740	203	92
SEC53EC	SEC53EK3	(2) 5MP/5MPB	27 ¹ / ₄	692	40 ³ / ₄	1035	68 ¹ / ₂	1740	162	74
SEC55EC	SEC55EK3	(2) 5MP/5MPB	27 ¹ / ₄	692	52 ³ / ₄	1340	68 ¹ / ₂	1740	182	83
SEC56EC	SEC56EK3	(2) 5MP/5MPB	27 ¹ / ₄	692	65	1651	68 ¹ / ₂	1740	203	92
	SEC53VK3	(2) 5PC/5PCB	27 ¹ / ₄	692	40 ³ / ₄	1035	68 ¹ / ₂	1740	162	74
	SEC55VK3	(2) 5PC/5PCB	27 ¹ / ₄	692	52 ³ / ₄	1340	68 ¹ / ₂	1740	182	83
	SEC56VK3	(2) 5PC/5PCB	27 ¹ / ₄	692	65	1651	68 ¹ / ₂	1740	203	92
SEC63EC		(2) 5MP/(2) 5MPB	33 ¹ / ₂	851	40 ³ / ₄	1035	68 ¹ / ₂	1740	175	80
SEC65EC		(2) 5MP/(2) 5MPB	33 ¹ / ₂	851	52 ³ / ₄	1340	68 ¹ / ₂	1740	202	92
SEC66EC		(2) 5MP/(2) 5MPB	33 ¹ / ₂	851	65	1651	68 ¹ / ₂	1740	223	101

Casters: 5MP and 5MPB (with locking brake) feature a polyurethane tread.

5PC and 5PCB (with locking brake) casters feature a polymer horn and resist rusting. They are recommended for high-moisture environments.

Heavy-Duty Models: feature aluminum dollies with wraparound bumpers and 5" (127mm) diameter casters.

Cat. No. Chrome	Cat. No. Metroseal 3	Caster Type	Width		Length		Height		Approx. Pkd. Wt.	
			(in.)	(mm)	(in.)	(mm)	(in.)	(mm)	(lbs.)	(kg)
SEC53LC	SEC53LK3	(2) B5P/B5PB	28 ¹ / ₁₆	713	38 ¹ / ₂	980	68 ¹ / ₂	1740	187	85
SEC55LC	SEC55LK3	(2) B5P/B5PB	28 ¹ / ₁₆	713	50 ¹ / ₂	1285	68 ¹ / ₂	1740	210	95
SEC56LC	SEC56LK3	(2) B5P/B5PB	28 ¹ / ₁₆	713	63 ¹ / ₈	1600	68 ¹ / ₂	1740	235	107

Stainless Steel: Casters must be ordered separately.

Cat. No.	Description	Width		Length		Height		Approx. Pkd. Wt.	
		(in.)	(mm)	(in.)	(mm)	(in.)	(mm)	(lbs.)	(kg)
SEC33S-SD	Standard Duty	21 ¹ / ₂	546	40 ³ / ₄	1035	62	1575	138	63
SEC35S-SD	Standard Duty	21 ¹ / ₂	546	52 ³ / ₄	1340	62	1575	157	71
SEC53S-SD	Standard Duty	27 ¹ / ₄	692	40 ³ / ₄	1035	62	1575	154	70
SEC55S-SD	Standard Duty	27 ¹ / ₄	692	52 ³ / ₄	1340	62	1575	174	79
SEC56S-SD	Standard Duty	27 ¹ / ₄	692	65	1651	62	1575	195	89
SEC63S-SD	Standard Duty	33 ¹ / ₂	851	40 ³ / ₄	1035	62	1575	167	76
SEC65S-SD	Standard Duty	33 ¹ / ₂	851	52 ³ / ₄	1340	62	1575	193	88
SEC66S-SD	Standard Duty	33 ¹ / ₂	851	65	1651	62	1575	215	98
SEC53S-HD	Heavy Duty	28 ¹ / ₁₆	713	38 ¹ / ₂	980	62	1575	154	70
SEC55S-HD	Heavy Duty	28 ¹ / ₁₆	713	50 ¹ / ₂	1285	62	1575	174	79
SEC56S-HD	Heavy Duty	28 ¹ / ₁₆	713	63 ¹ / ₈	1600	62	1575	195	89

NOTE: Given height is for unit without dolly or casters (depending on model chosen). For approximate overall unit height add chosen caster diameter plus 1" (25mm).

CAUTION: Large casters can create a tipping hazard. On 18" (457mm) security units, do not use casters larger than 5" (127mm) in diameter.


Intermediate Super Adjustable Shelves for Super Erecta Shelf Security Units

Cat. No. Chrome	Cat. No. Metroseal 3	Cat. No. Stainless Steel	Width		Length		Approx. Pkd. Wt.	
			(in.)	(mm)	(in.)	(mm)	(lbs.)	(kg)
A1836NC	A1836NK3	A1836NS	18	457	36	914	9 ¹ / ₂	4.3
A1848NC	A1848NK3	A1848NS	18	457	48	1219	12	5.4
A2436NC	A2436NK3	A2436NS	24	610	36	914	13	6
A2448NC	A2448NK3	A2448NS	24	610	48	1219	16	7
A2460NC	A2460NK3	A2460NS	24	610	60	1524	21	9.5
A3036NC		A3036NS	30	760	36	914	15	6.8
A3048NC		A3048NS	30	760	48	1219	21	9.5
A3060NC		A3060NS	30	760	60	1524	26 ¹ / ₂	11.8

NOTE: Standard Super Erecta shelves can also be used as intermediate shelves. Refer to catalog sheet 10.01 for more information.

MetroMax Q® SECURITY UNITS

- **Microban® Product Protection:** Polymer mats on intermediate shelves feature built-in Microban antimicrobial product protection, which inhibits the growth of bacteria, mold, mildew, and fungi that cause odors, stains, and product degradation.
- **Cleanable:** Removable polymer mats can be placed in the dishwasher or sink to make cleaning easy.
- **Corrosion Resistant:** Gray epoxy finish is perfect for both dry and high-moisture environments.



QSEC53E shown with Intermediate Shelves (sold separately)

Specifications

MetroMax Q Stationary Units 66¹³/₁₆" (1696mm) high

Cat. No.	Width		Length		Approx. Pkd. Wt.	
	(in.)	(mm)	(in.)	(mm)	(lbs.)	(kg)
QSEC53E	27 ¹ / ₄	692	38 ¹ / ₂	980	148	67
QSEC55E	27 ¹ / ₄	692	50 ¹ / ₂	1245	147	67
QSEC56E	27 ¹ / ₄	692	62 ¹ / ₂	1587	151	69

MetroMax Q Stem Caster Mobile Units 68¹/₂" (1740mm) high

Standard with four 5" (127mm) diameter swivel casters*	Corrosion Resistant with four polymer casters (2 with brakes)**	Width		Length		Approx. Pkd. Wt.	
		(in.)	(mm)	(in.)	(mm)	(lbs.)	(kg)
QSEC53DE	QSEC53VE	27 ¹ / ₄	692	40 ³ / ₄	1035	166	75
QSEC55DE	QSEC55VE	27 ¹ / ₄	692	52 ² / ₄	1340	176	80
QSEC56DE	QSEC56VE	27 ¹ / ₄	692	65	1651	179	81

**"DE" models use four 5MP casters.

**"VE" models use two 5PCX and two 5PCBX casters.

MetroMax Q Heavy-Duty Mobile Units 67⁷/₈" (1724mm) high

Mounted on aluminum dolly with 5" (127mm) plate casters and wraparound bumpers.

Cat. No.	Caster Type	Width		Length		Approx. Pkd. Wt.	
		(in.)	(mm)	(in.)	(mm)	(lbs.)	(kg)
QSEC53LE	B5P/B5PB	28 ¹ / ₁₆	713	38 ¹ / ₂	980	181	82
QSEC55LE	B5P/B5PB	28 ¹ / ₁₆	713	50 ¹ / ₂	1285	193	88
QSEC56LE	B5P/B5PB	28 ¹ / ₁₆	713	63 ¹ / ₈	1600	201	91

Intermediate Shelves for MetroMax Q

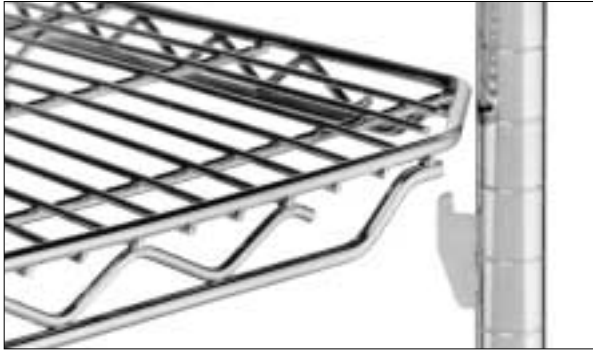
Cat. No.	For Use With	Width		Length		Approx. Pkd. Wt.	
		(in.)	(mm)	(in.)	(mm)	(lbs.)	(kg)
Q2436G2	QSEC53E, QSEC53DE, QSEC53VE, QSEC53LE	24	610	36	914	12	5.5
Q2448G2	QSEC55E, QSEC55DE, QSEC55VE, QSEC55LE	24	610	48	1219	16	7.3
Q2460G2	QSEC56E, QSEC56DE, QSEC56VE, QSEC56LE	24	610	60	1524	20	9.1

SECURITY UNITS



METRO® qwikSLOT™ SECURITY UNITS

- **Add/Remove a Shelf Feature:** Allows the unit to be quickly adapted to fit your changing storage needs.
- **Shelves can easily be adjusted in seconds.**



Interior shelves pictured are optional and must be ordered separately.

Specifications qwikSLOT Stationary Security

Cat. No. Chrome	Width		Length		Height		Approx. Pkd. Wt.	
	(in.)	(mm)	(in.)	(mm)	(in.)	(mm)	(lbs.)	(kg)
SEC33CQ	21 ¹ / ₂	546	38 ¹ / ₂	980	66 ¹³ / ₁₆	1695	138	63
SEC35CQ	21 ¹ / ₂	546	50 ¹ / ₂	1283	66 ¹³ / ₁₆	1695	157	71
SEC53CQ	27 ¹ / ₄	705	38 ¹ / ₂	980	66 ¹³ / ₁₆	1695	154	70
SEC55CQ	27 ¹ / ₄	705	50 ¹ / ₂	1283	66 ¹³ / ₁₆	1695	174	79
SEC56CQ	27 ¹ / ₄	705	62 ¹ / ₂	1587	66 ¹³ / ₁₆	1695	195	89

qwikSLOT Mobile Security

Standard-Duty Stem Caster Models: feature 5" (127mm) swivel casters. Please note model numbers for specific caster types.

Cat. No. Chrome	Caster Type	Width		Length		Height		Approx. Pkd. Wt.	
		(in.)	(mm)	(in.)	(mm)	(in.)	(mm)	(lbs.)	(kg)
SEC33ECQ	(2) 5MP/5MPB	21 ¹ / ₂	546	40 ³ / ₄	1035	68 ¹ / ₂	1740	146	66
SEC35ECQ	(2) 5MP/5MPB	21 ¹ / ₂	546	52 ³ / ₄	1340	68 ¹ / ₂	1740	165	75
SEC53DCQ	(4) 5MP	27 ¹ / ₄	692	40 ³ / ₄	1035	68 ¹ / ₂	1740	162	74
SEC55DCQ	(4) 5MP	27 ¹ / ₄	692	52 ³ / ₄	1340	68 ¹ / ₂	1740	182	83
SEC56DCQ	(4) 5MP	27 ¹ / ₄	692	65	1651	68 ¹ / ₂	1740	203	92
SEC53ECQ	(2) 5MP/5MPB	27 ¹ / ₄	692	40 ³ / ₄	1035	68 ¹ / ₂	1740	162	74
SEC55ECQ	(2) 5MP/5MPB	27 ¹ / ₄	692	52 ³ / ₄	1340	68 ¹ / ₂	1740	182	83
SEC56ECQ	(2) 5MP/5MPB	27 ¹ / ₄	692	65	1651	68 ¹ / ₂	1740	203	92

Casters: 5MP and 5MPB (with locking brake) feature a polyurethane tread. 5PC and 5PCB (with locking brake) casters feature a polymer horn and resist rusting. They are recommended for high moisture environments.

CAUTION: Large casters can create a tipping hazard. On 18" (457mm) security units, do not use casters larger than 5" (127mm) in diameter.

Heavy-Duty Models: feature aluminum dollies with wraparound bumpers and 5" (127mm) diameter casters.

Cat. No. Chrome	Caster Type	Width		Length		Height		Approx. Pkd. Wt.	
		(in.)	(mm)	(in.)	(mm)	(in.)	(mm)	(lbs.)	(kg)
SEC53LCQ	(2) 5BP/5BPB	28 ¹ / ₁₆	713	38 ¹ / ₂	980	68 ¹ / ₂	1740	187	85
SEC55LCQ	(2) 5BP/5BPB	28 ¹ / ₁₆	713	50 ¹ / ₂	1283	68 ¹ / ₂	1740	210	95
SEC56LCQ	(2) 5BP/5BPB	28 ¹ / ₁₆	713	63 ¹ / ₈	1600	68 ¹ / ₂	1740	235	107

Intermediate Shelves for Super Erecta Shelf Security Units

Cat. No. Chrome	Width		Length		Approx. Pkd. Wt.	
	(in.)	(mm)	(in.)	(mm)	(lbs.)	(kg)
1836QBR*	18	457	36	914	8 ¹ / ₂	3.8
1848QBR*	18	457	48	1219	11 ¹ / ₄	5.0
2436QBR*	24	610	36	914	13	6.0
2448QBR*	24	610	48	1219	16	7.0
2460QBR	24	610	60	1524	21	9.5

*Chrome qwikSLOT shelves available in sizes 18x36, 18x48, 24x36, and 24x48 (457x914, 457x1219, 610x914, 610x1219, and 610x1524).

**Drop Mat qwikSLOT shelves with 1" (25mm) ledge also available in sizes 24x36, 24x48 (610x914, 610x1219).

SECURITY UNITS

SUPER ERECTA® SHELF SECURITY MODULES

for Standard 24" (610mm) Wide Super Erecta Shelf Wire Units

- **Designed** to convert a standard 24" (610mm) wide unit into a combination of open and lockable shelving through the use of a kit.
- **Kit Includes:** Two end panels, one back panel and one door and slides. Fits between any two shelves spaced 20" (508mm) apart on any Super Erecta Shelf Wire Unit with 24" (610mm) wide shelves in 30", 48" and 60" (762, 1219 and 1524mm) lengths.
- **Versatile:** Security Modules enclose only one section of the shelving unit, leaving the rest open for conventional use. Depending upon your needs, more than one Security Module can be used on the same shelving unit.
- **Ready View of Contents:** As with Metro's Security Trucks and Stationary Security Units, the heavy-gauge, open-wire construction of the Security Module keeps its entire contents visible at all times, and makes inventory easy.
- **Convenient Door:** Has hasps for two padlocks and, when opened, slides under the upper shelf conveniently out of the way.
- **Durable Chrome-Plated Finish**

Note: Security Modules can be installed on 24" (610mm) wide Super Erecta Shelf wire shelves only.

When multiple security modules are stacked on one shelving unit, separate top and bottom shelves are still necessary for each module.



Two Security Modules on Stationary Unit

Specifications

Cat. No.	Description	Width		Length		Height		Approx. Pkd. Wt.	
		(in.)	(mm)	(in.)	(mm)	(in.)	(mm)	(lbs.)	(kg)
SECM2430NC	Security Module	24	610	30	760	20	508	29 ¹ / ₂	14
SECM2448NC	Security Module	24	610	48	1219	20	508	39 ³ / ₄	18
SECM2460NC	Security Module	24	610	60	1524	24	508	45 ³ / ₄	21

Note: Security Module consists of side panels, back panels and door. Posts and shelves sold separately.



SECURITY UNITS

UTILITY CARTS WITH SECURE STORAGE

Corrosion Proof Model in Stainless Steel


- **Corrosion Proof:** Features stainless steel wire and solid shelves, security module, and posts.
- **Easy to Maneuver:** Includes two 5MP swivel casters and two 5MPB swivel/brake casters.
- Solid top shelf with raised ship's edge is ideal for use as a work surface and can contain unwanted spills
- Easy assembly in minutes.



Cat. No.	Width		Length		Height		Cart Load Rating		Approx. Pkd. Wt.	
	(in.)	(mm)	(in.)	(mm)	(in.)	(mm)	(lbs.)	(kg)	(lbs.)	(kg)
SECMLAB	24	610	30	760	39	990	600	273	85	38.6

Other finishes and configurations are available:

Similar units can be constructed using chrome-plated components and galvanized solid Super Erecta shelves. Refer to the security modules on the previous page, and pair them with Metro SP series wire carts or your own combination of SES posts and shelves, for a customized solution. Security modules must be placed between two wire shelves.



Technical Information and Recommended Usage Guidelines: Security Units

- **Shelves:**
 - Solid shelves cannot be used as the top or bottom shelf on a security unit. For those applications requiring a solid bottom surface, Super Erecta Shelf Inlays are recommended.
 - It is recommended that standard Super Erecta shelves are used for the top and bottom shelves on a Super Erecta security unit.
- **Security Enclosure Panels:**
 - Grid spacing measures 1 3/4" x 1 3/4" (44 x 44mm).
 - The distance from the top of the top shelf to the top of the bottom shelf measures approximately 57" (1448mm).
- **Mobile Units:**
 - 18" (457mm) deep security units must be used with casters that have a diameter of 5" (127mm) or less.
 - Order aluminum split sleeves with c-rings for use with the top and bottom SES shelves of a mobile unit for applications that require a more rigid assembly. (9986Z for aluminum sleeves with zinc c-rings; 9986S for aluminum sleeves with stainless c-rings)
- **Use with other Metro components:**
 - Tray slides (15SNC, 20SNC) measure approximately 23" (584mm) in height. A standard security unit can accommodate 2 levels of these tray slides.
 - Metro's brake/lock plate caster system can be used with 24" (610mm) deep security mobile units featuring a dolly base.
 - Solid SES shelves can be used as interior shelves on a security unit. Wire shelves must be used as the top and bottom shelves.
 - A push handle is available through Custom Engineering for the 24" (610mm) deep SES security units (subject to custom order minimums). Handle is available in chrome finish (Part # CC2835N).

All Metro Catalog Sheets are available on our Web Site: www.metro.com

