

500-1D 500-2D 500-3D

DRAWER WARMERS



500-1D



500-3D



500-2D



- HALO HEAT . . . a controlled, uniform heat source that gently surrounds foods for better appearance, taste, and longer holding life.
- Product moisture is retained without adding water.
- Digital control senses temperature drops faster, providing quick heat recovery time.
- Can be built into cabinets or counters. Built-in trim kits are available.
- Stackable design.

Exterior of 20 gauge non-magnetic stainless steel with one set of removable 16 gauge stainless steel drawer rail supports per drawer. Each cabinet is controlled by one (1) ON/OFF power switch; Up and Down Arrow Keys with a temperature range of 60° to 200°F (16° to 93°C); heat indicator light; temperature display key, and digital display. Drawer warmers are designed with four (4) stacking projections, located on the top of each cabinet, to allow stacking in any combination without the need of additional hardware. Individual drawer warmers, or stacked combinations, can be mounted on 3" (76mm) or 5" (127mm) Caster Stand Assembly for mobility, or a 6" (152mm) Leg Stand Assembly for stationary placement.

-
- MODEL 500-1D:** One drawer warmer
-
- MODEL 500-2D:** Two drawer warmer
-
- MODEL 500-3D:** Three drawer warmer
-



ANSI/NSF 4



FACTORY INSTALLED OPTIONS

- Electrical Choices
 - 120V
 - 208-240V
 - 230V
- Drawer Choices (order per drawer)
 - Non-Vented, Standard
 - Vented, Optional (5014559)
- Pan Choices
 - Full-size (GN 1/1), Standard (PN-25088)
12" x 20" x 6" (305mm x 508mm x 152mm)
 - Oversize, Optional (PN-2123)
15" x 20" x 5" (381mm x 508mm x 127mm)

ADDITIONAL FEATURES

- Stack units without additional hardware
- Individual or stacked units can be mounted on:
 - 3" (76mm) Casters and Caster Stand Assembly
 - 5" (127mm) Casters and Caster Stand Assembly
 - 6" (152mm) Leg Stand Assembly



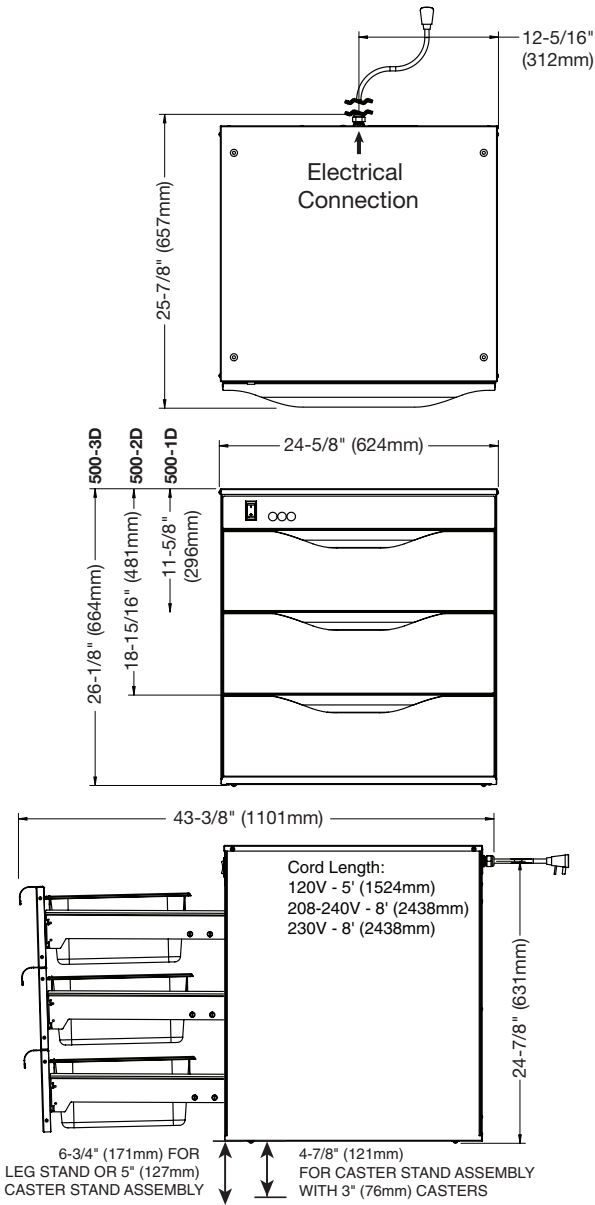
W164 N9221 Water Street • P.O. Box 450 • Menomonee Falls, Wisconsin 53052-0450 • U.S.A.

PHONE: 262.251.3800 800.558.8744 U.S.A./CANADA FAX: 262.251.7067 800.329.8744 U.S.A. ONLY







www.alto-shaam.com


500-1D, 500-2D, 500-3D

DRAWER WARMERS



DIMENSIONS H X W X D	
500-1D EXTERIOR:	11-5/8" x 24-5/8" x 25-7/8" (296mm x 624mm x 657mm)
500-2D EXTERIOR:	18-15/16" x 24-5/8" x 25-7/8" (481mm x 624mm x 657mm)
500-3D EXTERIOR:	26-1/8" x 24-5/8" x 25-7/8" (664mm x 624mm x 657mm)
CUT OUT DIMENSIONS: (FOR UNITS WITH BUILT-IN TRIM) Add 3/4" (19mm) to unit height and 1-1/2" (38mm) to unit width	

ELECTRICAL							
VOLTAGE	PHASE	CYCLE/HZ	AMPS	kW			
120	1	60	5.3	0.64		NEMA 5-15P 15A, 125V PLUG	
208-240	1	60	2.7	0.64		NEMA 6-15P 15A, 250V PLUG	
230	1	50	2.6	0.59	PLUGS RATED 250V		
	CEE 7/7		CH2-16P		BS 1363		AS/NZS 3112

PRODUCT CAPACITY - PER DRAWER	
Full-size Pan (GN 1/1): 12" x 20" x 6" (305 x 508 x 152mm)	36 lbs (16 kg) MAXIMUM
Oversize Pan: 15" x 20" x 5" (381 x 508 x 127mm)	41 lbs (19 kg) MAXIMUM

WEIGHT (EST.)			
	500-1D	500-2D	500-3D
NET	80 lb (36 kg)	115 lb (52 kg)	150 lb (68 kg)
SHIP	90 lb (41 kg)	125 lb (57 kg)	165 lb (75 kg)
CARTON DIMENSIONS: (L x W x H)			
	30" x 27" x 16"	30" x 27" x 23"	30" x 27" x 30"
	(762mm x 686mm x 406mm)	(762mm x 686mm x 584mm)	(762mm x 686mm x 762mm)

INSTALLATION REQUIREMENTS
Drawer warmer must be installed level, and must not be installed in any area where it may be affected by steam, grease, dripping water, high temperatures, or any other severely adverse conditions.

CLEARANCE REQUIREMENT (FOR VENTILATION)
Minimum: 3" (76mm) at the back, 2" (51mm) at the top, and 1" (25mm) at both sides. On-site venting for proper airflow must also be provided for built-in counter installations.

OPTIONS & ACCESSORIES	
Built-in Trim Kit	
<input type="checkbox"/> 500-1D	5015147
<input type="checkbox"/> 500-2D	5015149
<input type="checkbox"/> 500-2D for BU2-48, BU2-72	5015151
<input type="checkbox"/> 500-2D for BU2-96	5015152
<input type="checkbox"/> 500-3D	5015153

Caster Stand Assembly	
<input type="checkbox"/> with 5" (127mm) casters	15379
<input type="checkbox"/> with 3" (76mm) casters	5010920
<input type="checkbox"/> Leg Stand Assembly	15380
Perforated Pan Grid	
<input type="checkbox"/> 15" x 20" (381mm x 508mm)	1231
<input type="checkbox"/> 12" x 20" (305mm x 508mm)	16642

